
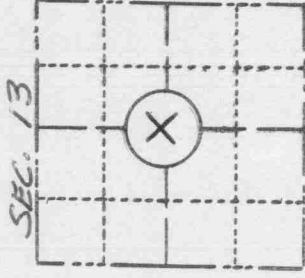
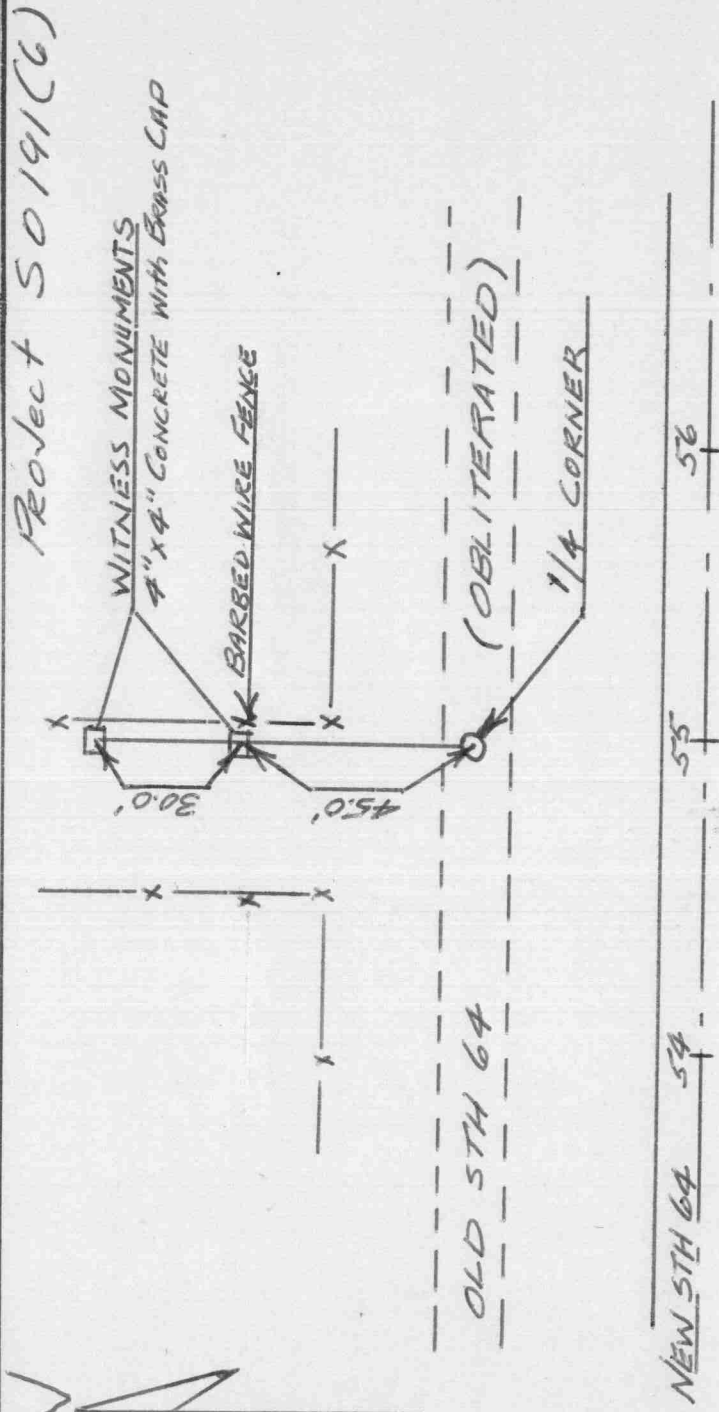



**PRESERVATION OF LANDMARKS**PAGE L-23

SECTION 59,635(7) WISCONSIN STATUTES

COUNTY LAVELADETOWN POLARHIGHWAY 5TH 64SECTION NO. 13T. 31 N., R. 12 E.TYPE OF LANDMARK 1/4 CORNERLOCATION INDICATED ON SKETCH X

LOCATION SKETCH

NEW 5TH 64 54 - - 55 - - 56

This space for copy of field notes or ties to the above described landmarks

Field notes or records filed in book no. FIELD BOOK No. 4 - P. 56  
at the STATE HIGHWAY COMMISSION OF WISCONSIN office.City of RHINELANDER ONEIDA County.Located or established by H. M. GOTCHY, 19Title PROJ. ENGR.

County Clerk's Office

Received for record

Reyler  
Oct 7

County, Wis. } ss

Copy sent to County Surveyor \_\_\_\_\_, 19

H. M. M...  
County Clerk

